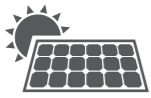





Residential On/Off-Grid ESS

Circuit Diagram



ESS






Pack Configuration



Type	Low Voltage	High Voltage
		~ ~

Low Voltage



Item	3.6kW-7.2kWh	5kW-9.6kWh	Q =	Q = N
		•	q	k

High Voltage



System Specifications

